









TALLER DE GRAFOMOTRICITAT I PREESCRIPTURA





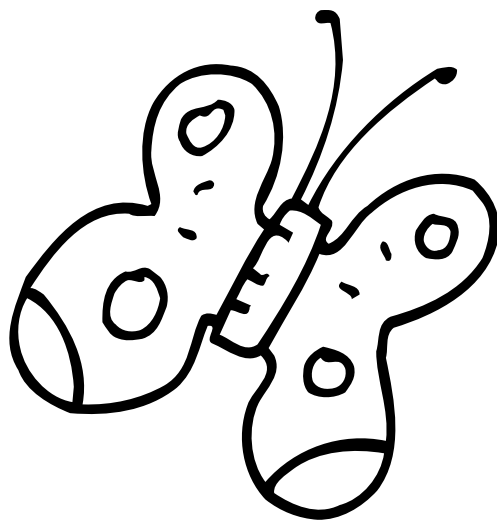





Nom: _____

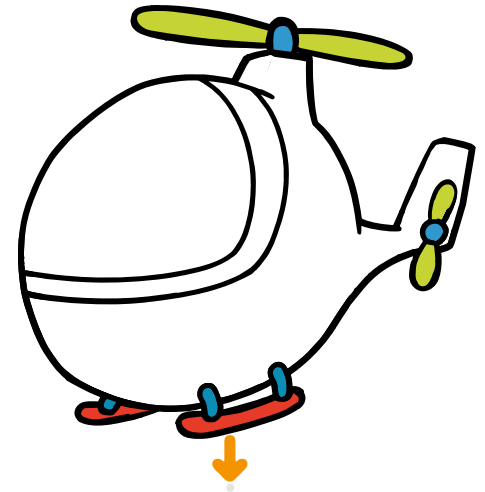

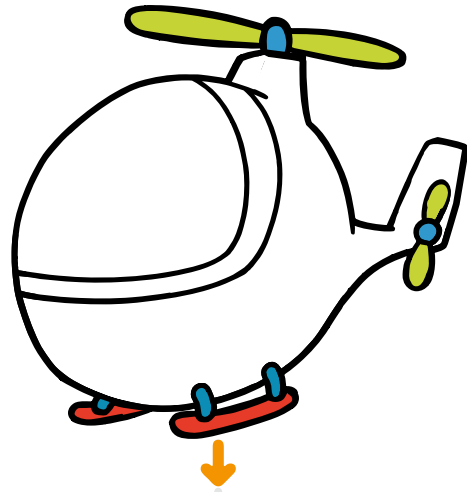
• Pinta les flors i dibuixa camins entre elles sense tocar-les. Comença per la fletxa roja.




Fes camins amb colors diferents sense tocar les papallones i pinta les que no estan acolorides. Comença per la fletxa roja.



✿ Pinta els helicòpters i ajuda'ls a aterrar. Comença per la fletxa roja.



Samaruc



Ressegueix i completa.

Samaruc

Tracing practice row 1: A set of two horizontal lines. The top line has a red arrow pointing down at the start, followed by ten yellow arrows pointing down. Dotted lines connect each arrow to a dot on the bottom line.

Tracing practice row 2: A set of two horizontal lines. The top line has a red arrow pointing down at the start, followed by ten yellow arrows pointing down. Dotted lines connect each arrow to a dot on the bottom line.

Tracing practice row 3: A set of two horizontal lines. The top line has a red arrow pointing down at the start, followed by ten yellow arrows pointing down. Dotted lines connect each arrow to a dot on the bottom line.



• Repassa les ratlles i pinta l'habitació de Blai amb colors diversos. Comença per la fletxa roja.

